

AUTOMATIC
SLIDING DOOR

TINA

MF SERVICES



Easy to use and designed for quick installation, this range offers the perfect solution for anyone seeking the comfort of automatic opening with total simplicity and style.

Its sleek design and slim header allow it to blend seamlessly into any environment.

- ☑ Compact drive unit, only 10 cm high
- ☑ Control console with intuitive LCD screen
- ☑ Great ease of use for daily operations

MF SERVICES

www.mfservices.ie
021 4348996
contact@mfservices.ie

TINA

A simple, practical and easy-to-use automatic door for everyday life

TINA is available as single or double sliding versions, with or without side screens.

Its performance and flexibility make it a good choice in its category: its compact 10 cm-high operator drives leaves up to 2 x 120kg.



Pre-mounted sub-units

The TINA operator is designed with independent modules that connect to a single, compact logic group.

These modules are pre-assembled to simplify the installation.

- The power and motor group can be combined with a bi-stable electric lock secure. The lock and the motor have a plug and play function: they are automatically recognised when connected.
- The logic unit can be equipped with an emergency battery, inputs/outputs modules, an emergency exit device EN16005, a function to improve accessibility for disabled people.
- An IME bungee device can complete the installation for an emergency opening that does not depend on any external energy source (French regulation CO48).

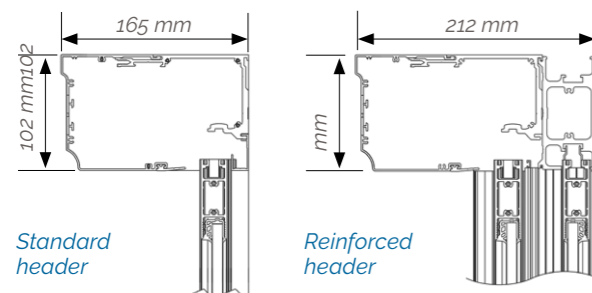


Frame profiles

To better meet the requirements of each application, the TINA doors frames are available in different ranges of profiles: LUMINA All glass or with thin profiles, G25 or G38 profiles.

These profiles ranges are especially designed to comply with the safety standards in force (ex: finger trapped in the door). The standard frames are mounted with a neoprene seal (non-silicon) that enables the glass to be replaced quickly.

The G38 range is a robust solution which makes thick isolating glazing up to 26 mm possible. A key locking (European cylinder) can also be mounted with these profiles.



Controls and detection

To provide the optimal solution for any project, the door is offered with a large choice of controls and detection devices.

The ultra-high frequency radars provide completely discrete, reliable, high-performance detection.

The self-controlled infrared barriers detect any presence in the passage or any obstacle preventing the door leaves from closing. Permanently monitored, any anomaly in their functioning is automatically reported.

Inputs/Outputs modules offer even greater flexibility whilst enabling additional systems to be connected:

- Additional safety device in closing or in opening.
- Priority opening control, Forced Mode control.
- Access control device connection (Intercom, persons with reduced mobility...).
- Dry informations contacts about the door condition.



Hyperfrequency detection and active infrared security



NAVIBLU, real door dashboard

User-friendly and high-performance, Naviblu makes it easy to control your door and view its status on an LCD screen, using a universal language of pictograms, numbers and international units of measurement.

Naviblu is designed for wall-mounting, so you can control your door with the touch of a finger thanks to its single central navigation button.

It has an IR receiver that can be used to teach in up to 20 remote controls. Its many functions make it extremely flexible to use.

Features:

- Selection of operating mode
- Consultation of history, counter
- Secure access via code
- IR receiver
- Display of faults
- Reset
- Diagnosis of input status
- Advanced settings (speed, aperture width, hold open time, etc.)


Other controls



Visioblu



S remote control



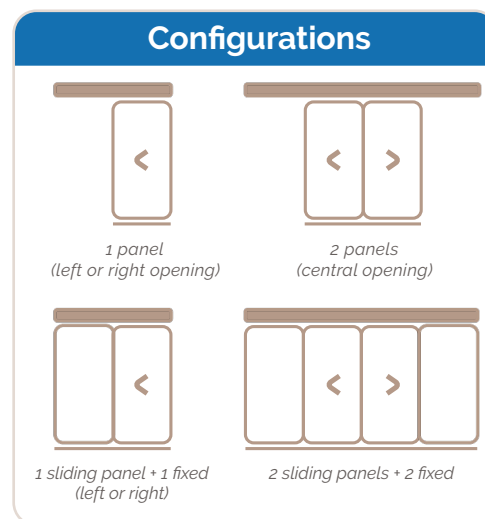
6-position key selector (40 or 80 mm wide)

Mechanical		Sliding
Installation	Surface applied / Between walls / Against posts	
Structure	Aluminium	
Header (H x D)	Standard	102 x 165 mm
	Reinforced	102 x 212 mm
Passage width min./max.	1 leaf	750 / 1 800 mm
	2 leaves	900 / 2 900 mm
Maximum passage height	3 100mm	
Cheeks	Shock resistant black polystyrene	

Performances		
Leaf weight		1 x 140 kg / 2 x 120 kg
	in Emergency Exit	1 x 110 kg / 2 x 90 kg
Opening speed	1 panel:	10 to 80 cm/s
	2 panels:	20 to 160 cm/s
Closing speed	1 panel:	10 to 50 cm/s
	2 panels:	20 to 100 cm/s
Hold open time	1 to 25 s	
Opening force	6 to 15 daN	
Closing force	6 to 15 daN	

Electrical environment	
Power supply	Mains 50-60 Hz, 230 V ±10% with earth. Fuse 1.25 A
Maximum / (average) absorbed power	50 W
Motor voltage / Emergency battery	30 Vcc / 12 Vcc (1,2A.h)
Relative humidity	10 % to 93 % without condensation
Operating temperature	-20 °C / +60 °C - In Emergency Exit according to EN16005: +5 °C / +40 °C

Standards	
EC	Electromagnetic compatibility: 2004/108/CE directive, Electrical security - Low voltage: 2006/95/CEE directive, Machines: 2006/42/CE directive
EN 61000-6-3	EMC: emission for residential, commercial and light-industrial environments
EN 61000-6-2	EMC: immunity for industrial environments
EN 13849-1	Safety of machinery - Safety related parts of control systems
EN 60335-1/-2-103	Safety of household and similar electrical appliances
EN 16005	Pedestrian motorised doors: use safety



Options and finishes	
Emergency battery	<input type="radio"/>
Electric lock	<input type="radio"/>
Manual inside emergency unlocking	<input type="radio"/>
Emergency break-out mechanical device (IME) conforming to CO48	<input type="radio"/>
DAS card	<input type="radio"/>
Inside radar (NO, NC, self-controlled) / Outside radar (NO,NC)	<input type="radio"/>
Opening/Closing safeties (NO, NC, IR curtain x4)	<input type="radio"/>
Upwards/downwards cover opening hinges	<input type="radio"/>
Naviblu control console	<input type="radio"/>
Infrared remote control	<input type="radio"/>
6-position key selector (Reset)	<input type="radio"/>
Inputs Module (NO/NC)	<input type="radio"/>
Outputs Module (4 relays)	<input type="radio"/>
Emergency Exit module EN 16005	<input type="radio"/>
RAL lacquer finish, AS1 ₁	<input checked="" type="radio"/>

1) For other finishes, please contact us.

● Standard ○ Option



Certified Gestion System



www.mfservices.ie
021 4348996
contact@mfservices.ie